

SOUND NUT

series



SOUND NUT

series

Sound Nut Series, WORK PRO's new pendant loudspeaker range.

The **Sound Nut Series** is composed of three full range, passive, two-way coaxial pendant loudspeakers.

For specific installations the Sound Nut Series has a subwoofer (SN Sub8) and its middle/treble complement (SN 3).

All **Sound Nut Series** devices provide voice intelligibility and musical clarity in acoustically challenging environments such as shopping malls, houses of worship, restaurants, congress halls, hotels, airports, train stations, swimming pools, conference rooms or museums, where high ceiling structures create a reverberant sound field.

The screwless, one single piece enclosure is designed for seamless visual integration in every venue, and is made of rigid, high quality black or white fiberglass. The steel grille, which is magnetically attached to avoid the use of screws includes a steel safety wire to prevent it from being a falling hazard. A single point hanging hardware, concealed under a top cover for a clean appearance, is included on the cabinet for fast and secure suspension. It also features two additional spare holes for safety cables.

Models

The **Sound Nut Series** comprises four pendant loudspeakers and one pendant subwoofer.



SN 3

SN 6

SN 8

SN 10

SN Sub8

Features

Two additional spare holes
for safety cables.
(only one in SN3)

Customizable top cover for
clean appearance.
(except SN3)

One single piece fiberglass
enclosure.

Mate finish paint, available
in black and white.

Steel grille magnetically
attached.



Technical Data


Technical data	SN 6	SN 8	SN 10
LF Transducers	1 x 6" Diameter, 1.5" Voice coil speaker	1 x 8" Diameter, 2" Voice coil speaker	1 x 10" Diameter, 2" Voice coil speaker
HF Transducers	1 x 1" Exit, 1" Voice coil compression driver	1 x 1" Exit, 1" Voice coil compression driver	1 x 1.4" Exit, 1" Voice coil compression driver
Nominal Impedance	8 ohm	8 ohm	8 ohm
RMS Power (1)	125W	200W	250W
Program Power(2)	250W	400W	500W
Peak Power(3)	500W	800W	1000W
Transformer	60W @ 100V, 30W @ 70V	60W @ 100V, 30W @ 70V	60W @ 100V, 30W @ 70V
Sensitivity (2.83v @ 1m)	93dB SPL	95dB SPL	95dB SPL
Peak SPL(4)	120dB SPL	123dB SPL	125dB SPL
Frequency Range (Full Space)(5)	72Hz to 21kHz (-10dB) 87Hz to 20.5kHz (-6dB)	61Hz to 19kHz (-10dB) 72Hz to 17kHz (-6dB)	57Hz to 20.7kHz (-10dB) 75Hz to 19.6kHz (-6dB)
Recommended High Pass Filter	Butterworth 24dB/Oct, 35Hz	Butterworth 24dB/Oct, 35Hz	Butterworth 24dB/Oct, 30Hz
Coverage (-6dB)	90°	90°	90°
Enclosure	High quality fiberglass		
Grille	Steel grille, foam backing		
Connector	Euroblock		
Color	Black or white. Customizable top cover		
Rigging	One rigging point built-in steel hardware		
Dimensions (HxWxD)	309x246x246 mm	364x289x289 mm	437x347x347 mm
Weight	7.5 kg	9 kg	12.2 kg
Included accessories	1 x 5m long, 2mm diameter, main rigging steel cable (CS 10 E) and 1 x 5m long, 2mm diameter, safety cable (CS 10 E).		

(1) Based on a 2h power test run with pink noise, 6dB crest factor, IEC filtered.
(2) Conventionally, 3dB higher than the RMS Power.
(3) Corresponds to the crest factor for the test described in 1.
(4) Calculated based on peak Power and sensitivity.
(5) Free field.

Technical Data

The perfect combination for your installation, the power of SN Sub8 plus the intelligibility of the SN 3.

Technical data	SN 3	SN Sub8
LF Transducers	-----	1 x 8" Diameter, 2" Voice coil speaker
HF Transducers	1 x 3" Diameter	-----
Nominal Impedance	16 ohm	8 ohm
RMS Power (1)	30W	350W
Program Power(2)	60W	700W
Peak Power(3)	120W	1400W
Transformer	20W @ 100V, 10W @ 70V	-----
Sensitivity (2.83v @ 1m)	86dB SPL	86dB SPL
Peak SPL(4)	107dB SPL	116.5dB SPL
Frequency Range (Full Space)(5)	105Hz to 23kHz (-10dB) 120Hz to 14.5kHz (-6dB)	37Hz to 165Hz (-10dB) 42Hz to 145Hz (-6dB)
Recommended High Pass Filter	Butterworth 24dB/Oct, 60Hz	Butterworth 24dB/Oct, 20Hz
Coverage (-6dB)	90°	Omnidirectional
Enclosure	High quality fiberglass	
Grille	Steel grille, foam backing	
Connector	Euroblock	
Color	Black or white.	Black or white. Customizable top cover
Rigging	One rigging point built-in steel hardware	
Dimensions (HxWxD)	161x122x122 mm	437x347x347 mm
Weight	2.1 kg	12 kg
Included accessories	1 x 5m long, 2mm diameter, main rigging steel cable (CS 10 E) and 1 x 5m long, 2mm diameter, safety cable (CS 10 E).	



SN 3 can be installed on walls with the optional wallmount support.

(1) Based on a 2h power test run with pink noise, 6dB crest factor, IEC filtered.
(2) Conventionally, 3dB higher than the RMS Power.
(3) Corresponds to the crest factor for the test described in 1.
(4) Calculated based on peak Power and sensitivity.
(5) Free field.

Customizable


The **Sound Nut Series**' top covers* color can be customized on request for better visual integration.

* TP6, TP8, TP10


Example colors:




White




Black




Light
Wood




Dark
Wood




Silver



Golden



Bright
Burgundy



Bright
Bronze





Av. del Saler, nº 14 · Pol. Ind. L´Alteró · Silla 46460 · Valencia · Spain · Phone: +34 96 121 63 01
www.workpro.es - equipson@equipson.es

Due to a policy of ensuring constant improvement, Equipson S.A. reserves the right to change the specification in materials or designs of any product supplied without notice.