



- ▶ Finite Impulse Response (FIR) filters
- ▶ 80° x 50° Coverage
- ▶ 650Wpeak LF Class D amplifier
- ▶ 150Wpeak HF Class D amplifier
- ▶ Built-In DSP
- ▶ Bass and Mode selectable settings

Technical Specifications

LF Transducers:	1x15", 3" Voicecoil
HF Transducers:	1.4" Exit, 3" Voicecoil
LF Amplifier:	Class-D, 650Wpeak
HF Amplifier:	Class-D, 150Wpeak
Input Impedance:	20kOhm
Input Sensitivity:	+4dBu
Frequency Range (Full Space):	(-10dB): 45Hz-19kHz (-6dB): 56Hz-17kHz
Max Peak SPL at 1m:	123dB
Horizontal Coverage (-6dB):	80°
Vertical Coverage (-6dB):	50°
Limiters:	RMS & Peak
Amplifier Protections:	Overload
Enclosure:	Birch Plywood
Finish:	Polyurethane paint
Colour:	Black
Connectors:	Audio In: XLR (Mic), XLR (Line) and RCA (Line) Audio Out: Male XLR Power Input: 16A IEC
AC Power Requirements:	220Vac to 240Vac, 50/60Hz 110Vac to 120Vac, 50/60Hz
Current Draw (1/3 Power@230v):	1.1A
Shut Down Voltage:	184 Volts
Dimensions (HxWxD):	747x458x542 mm, 29.4x18x21.3 in
Net Weight:	40.3kg, 88.8lb
Included Accessories:	IEC Mains Cable

Overview

Mino 15A is a self-powered two-way sound reinforcement system with FIR crossover and EQ filters. It features one 15" transducer in a bass reflex enclosure. The high frequencies are reproduced by a 1.4" exit compression driver coupled to a 80° x 50° horn.

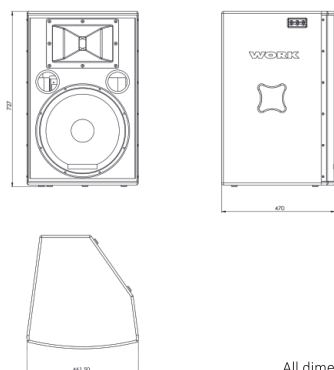
It can be flown and tilted using the three aeronautical-type track rigging points on the sides and the bottom, and can also be stand mounted thanks to its tripod socket. Two wooden handles are available on the sides. The enclosure design allows for stage monitor use.

Mino 15A features a powerful digital signal processing which provides the filtering and the necessary corrections of magnitude and phase to the transducers in order to obtain a faithful sound. From the rear board three Bass settings (Flat, Extra or Extern) and three Mode settings (Normal, Voice or Loudness) can be selected. Treble and Bass knob controls are also available in order to tailor the frequency response according to your needs.

Line and microphone level inputs, with independent Volume controls, are available. The Microphone section features a Phantom power selector. Stereo RCA or mono female XLR connectors can be chosen as inputs on the Line In section. Pre or Post signal can be selected to be sent through a Male XLR connector to link more units or send signal to a subwoofer. By choosing Pre Config the Line Link output is in parallel mode with the Line In input. By choosing Post Config the Bass and Mode settings and the Treble, Bass and Master knobs settings will have an effect on the Line Link output.

The power is provided by two Class D amplifiers with 650W peak for the Low frequencies and 150W peak for the Highs, which incorporate overload protections. The protection of the transducers is provided by the DSP, with independent RMS and peak limiters for each way.

Dimensions



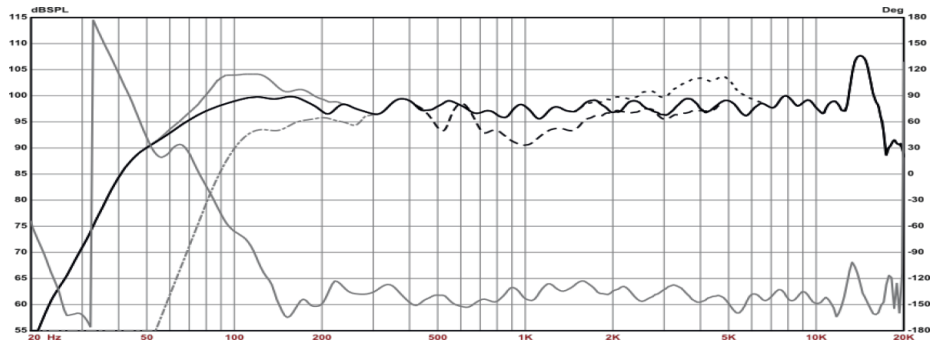
All dimensions in mm

Self-Powered Two-Way

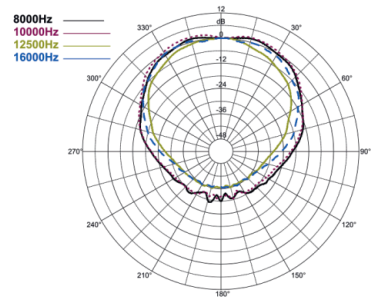
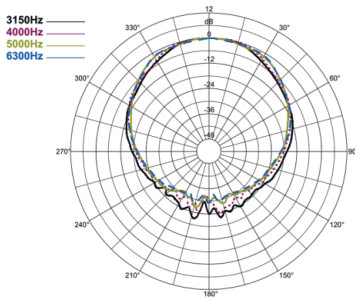
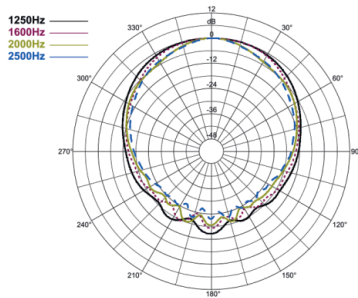
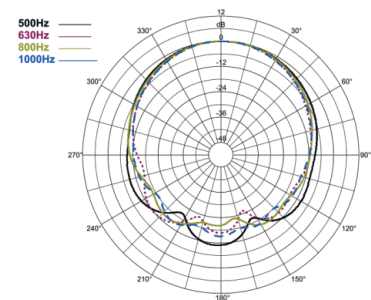
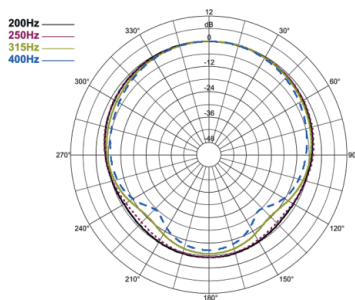
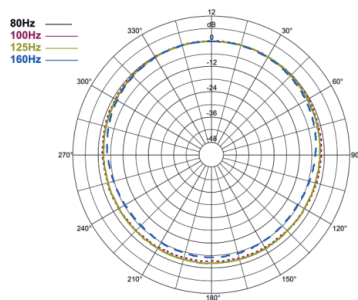
MINO 15A

Frequency Response

On axis frequency response of one Mino 15A unit driven by a swept sine wave signal at an input level of -20dBu, Treble and Bass at 0dB. Measured in an anechoic chamber at 3m, SPL scaled down to 1m. In order to provide a more detailed frequency response curve only a 1/6th octave smoothing has been applied. Black Solid: Flat & Normal Settings Magnitude. Grey Solid: Flat & Normal Settings Phase. Grey Dashed: Extra Setting. Grey Dashed-Dotted: Extern Setting. Black Dashed: Loudness Setting. Black Dotted: Voice Setting.



Horizontal 1/3 Octave Polar Response



Vertical 1/3 Octave Polar Response (Left/Top Right/Bottom)

