

WORK^{PRO} 



Equipson, S.A.
www.equipson.es
support@equipson.es

CE

WORK

All rights reserved.

ER 56 S

User Manual / Instrucciones de Usuario



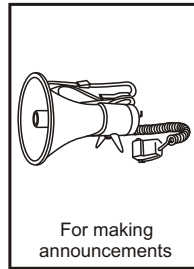
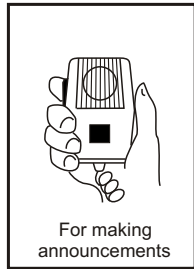
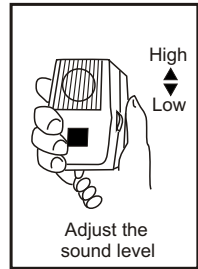
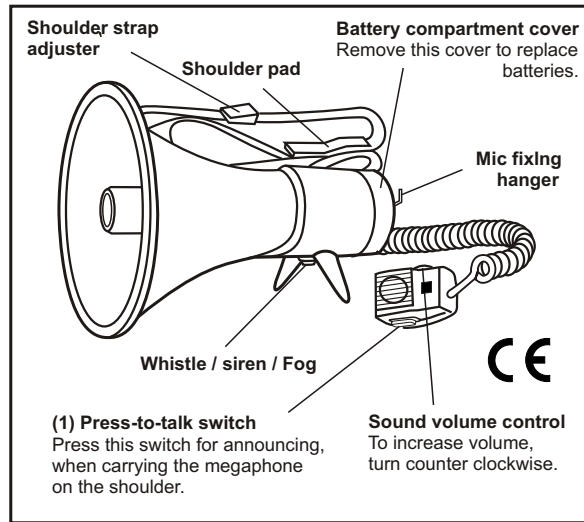
ER 56 S MEGAPHONE



Megaphone for handheld or shoulder-slung use (strap supplied). Detachable anti-howl microphone on coiled lead with on-off switch and volume control. Metal and ABS construction.

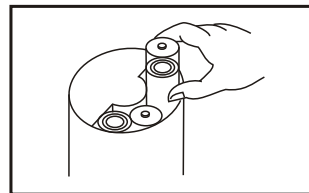
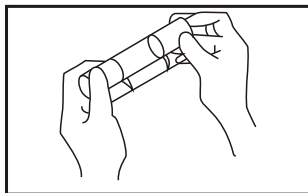
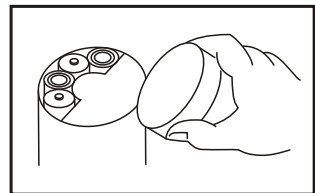
Operating instructions

- When carrying the microphone on the shoulder, press the (1) press-to-talk power on-off switch, on the left side of the microphone.
- Position the speaker opening mouth towards the object, and speak through the microphone mouthpiece. Bring the microphone mouthpiece close to your lips and speak normally.
- Turn the sound volume control, on the right hand side of the microphone and adjust the sound level to optimum without causing howling.



TO replace batteries

- Loosen the locking screw of the battery compartment cover on the back of the body. The battery compartment cover comes off.
- Insert 8 ' type C (UM-2) batteries in the battery case observing correct polarity.
- Insert the battery case with batteries into the battery compartment of the megaphone observing correct polarity.



Notes

- Make sure the batteries are inserted correctly, observing correct polarity.
- Remove the batteries when the megaphone is not in use for a long period of time.
- Drained batteries do not give sufficient sound volume. Replace the batteries at regular intervals.

Technical specifications


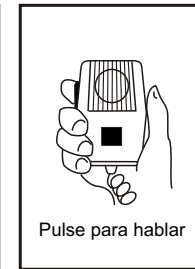
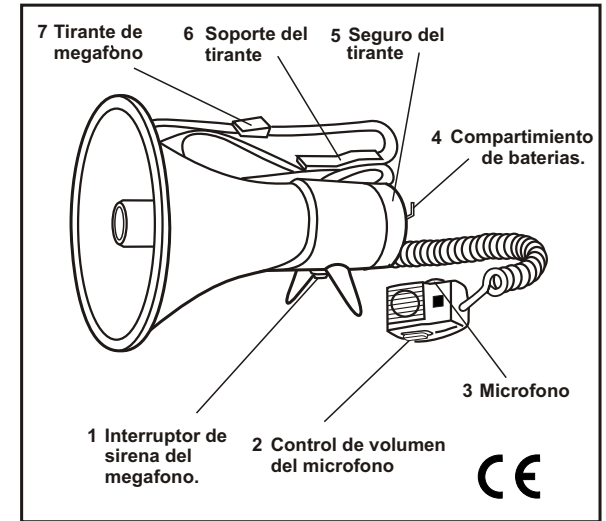
Range.....0.5-0.7km depending on operating conditions
 Power.....8 ' C type batteries (not supplied)
 Weight.....1.65kg approx. excluding batteries
 Dims.....230mm (dia.) ' 340mm

ER 56 S MEGAFONO



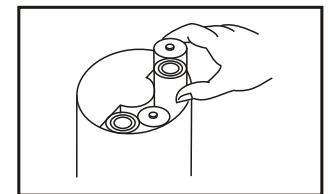
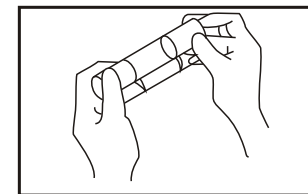
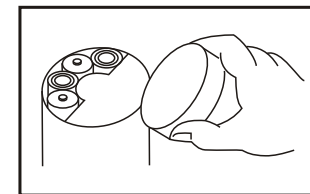
Instrucciones de Uso

- Para accionar el megafono, simplemente oprima el interruptor N°.6 del microfono y hable frente a el. El microfono, puede ser descolgado del megafono si Usted así lo desea.
- Regule el volumen de su megafono con el interruptor No.7 situado a un costado del microfono.
- Su megafono esta equipado con una sirena la cual es accionada con el interruptor No.1 Para accionar el efecto continuo, presione y libere el gatillo de su megafono.



Baterias

- Libere el seguro del compartimiento de baterias (3).
- Coloque 8 baterias tipo c (UM-2) asegurandose de que estas esten colocadas en la polaridad correcta.
- Cierre y asegure la tapa del compartimiento de baterias.
- Descargue las baterias de su megafono, cuando este no vaya a funcionar por largos periodos de tiempo.
- Las baterias gastadas no dan rendimiento, ni suficiente volum en, reemplase sus baterias a intervalos regulares.



Especificaciones

Alimentación.....8 pilas tipo C (UM-2) (DC 12V)
 Consumo de bateria.....15 hrs. Uso intermitente
 Rango de distancia.....1 Km area (campo abierto) 0.5 Km Ciudad
 Dimensiones.....230mm. Diam.
 340mm. Largo
 Peso.....1.6Kg. (sin Baterias)