


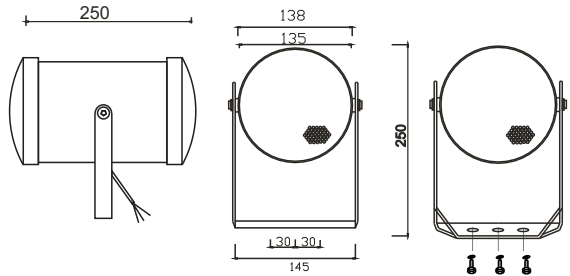
Model: **CS 602**
PROJECTOR SPEAKER



EN



| | | |
|---------------------------------|--------------|---|
| WORK PRO W | | CE |
| CS 602 PROJECTOR SPEAKER | | |
| Rated Power | 12 W / 100 V |  |
| Power Taps | 12 W - Red | |
| | 6 W - Yellow | |
| | 3 W - Green | |
| | COM - Blue | www.work.es |



| | |
|--------------------------------------|-------------------------------------|
| Power Position (70V) ** | 1,5W(3k2Ω)/3W(1k6Ω)/6W(816Ω) |
| Power Position (100V) | 3W(3k3Ω)/6W(1k6Ω)/12W(833Ω) |
| Frequency Response | 130Hz - 15kHz |
| Sensitivity | 91± 3dB (1W/1m) |
| SPL | 100 dB at 100V |
| Component | 2 x 5" Woofer |
| Dimensions | Ø 138 x 250 mm |
| Material (housing) | ABS plastic (RAL 9016) |
| Material (grille) | Aluminium (RAL 9016) |
| Weight | 1,6 kg |

Specifications are subject to change without notice.

** The power positions indicated are calculated for 100V line. In the case of 70V line installations, each power position correspond to half a value.

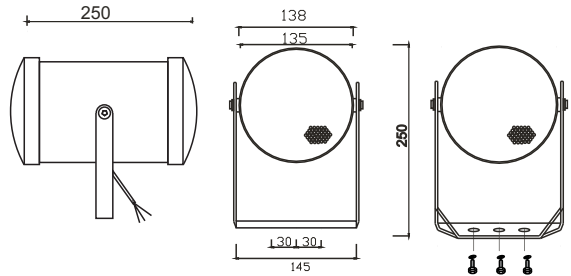
Modelo: **CS 602**
PROYECTOR DE SONIDO



ES



| | | |
|---------------------------------|--------------|--|
| WORK PRO W | | |
| CS 602 PROJECTOR SPEAKER | | |
| Rated Power | 12 W / 100 V | |
| Power Taps | 12 W - Red | |
| | 6 W - Yellow | |
| | 3 W - Green | |
| | COM - Blue | www.work.es |



| | |
|-------------------------------|------------------------------|
| Posición de potencia (70V) ** | 1,5W(3k2Ω)/3W(1k6Ω)/6W(816Ω) |
| Posición de Potencia (100V) | 3W(3k3Ω)/6W(1k6Ω)/12W(833Ω) |
| Respuesta en frecuencia | 130Hz - 15kHz |
| Sensibilidad | 91± 3dB (1W/1m) |
| SPL | 100 dB a 100V |
| Componente | 2 x Woofer de 5" |
| Dimensiones | Ø 138 x 250 mm |
| Material (recinto) | Plástico ABS (RAL 9016) |
| Material (rejilla) | Aluminio (RAL 9016) |
| Peso | 1,6 kg |

Especificaciones sujetas a cambios sin previo aviso.

** Las posiciones de potencia indicadas están calculadas para línea 100V. En caso de instalaciones de 70V, cada posición corresponde a la mitad del valor.