

WPS 310

Pendant Speaker





WPS 310

The new WPS 310 pendant speaker, it is the perfect choice for projects with high-ceiling structures, enhancing the intelligibility of the speech and the music quality in rooms with complicated acoustic.

Made of black finish fiberglass, it has an elegant design, suitable for any application and decors is required like shopping malls, restaurants, large venues, airports, train stations, etc.

100% designed at our headquarters. Its definition as a bass-reflex housing achieves an improved enhance of low frequencies.

MAIN FEATURES

Fully controlled dispersion

The 90° WPS 310 dispersion is constant in all the speech bandwidth, thanks to its high frequencies diffusor which act as audio wave guides, focusing the sound exclusively to the audience area.

2 operating modes

WPS 310 built-in a high power transformer (50 W) and low distortion that allows to connect the device in high impedance installations (100 V LINE). Therefore, it is possible to create a low impedance configuration taking advantage of how easy to configure the system is.

Music and speech intelligibility

WPS 310 offers the best results in large surfaces, avoiding audio reflections which can affect the intelligibility of the speech. Its design allows a perfect dispersion to fix the reflections problems.

Strong and powerful design

Made of high quality black fiberglass WPS 310, Its elegant external design with horn shape matches perfectly with a proper audio dispersion, rising up all its features.



APPLICATIONS



Shopping Malls

Its high intelligibility level provides a clear speech in emergency and notices messages being suitable in large appliances with a big number of people.



Airports

The possibility to operate in 100V LINE allows the contractors place an elevate number of units, covering large areas like airports, train stations, etc.



Restaurants

Its excellent response in all bandwidth allows to play background music and its elegant design make it suitable for almost any project creating a pleasant atmosphere.

TECHNICAL DATA

Transducer:	10" Woofer & 1" tweeter
Frequency response:	70 Hz - 19 kHz (-10 dB)
Sensitivity:	95 dB
Max SPL (dB@1m):	119 dB // 125 dB peak
Continuous Program Power:	500 W
AES/Peak:	250 W // 1000 W
Power (100V):	50 W
Impedance:	8Ω
Dimensions:	Ø 386 x 413 mm
Weight:	9.2 kg

Profile view



Front view

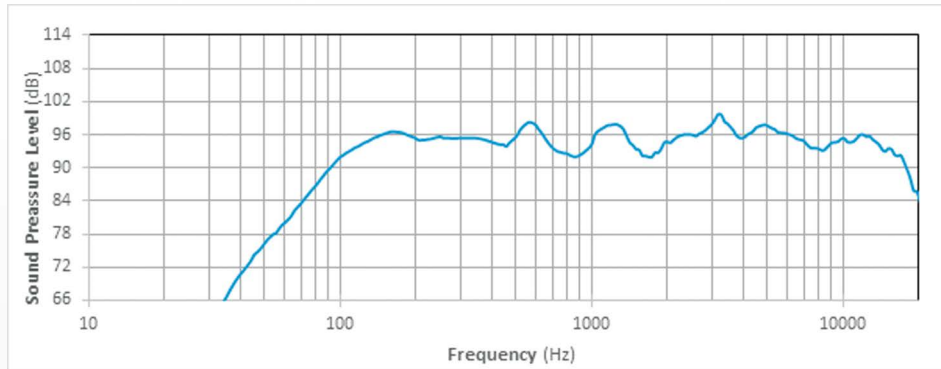


ACOUSTIC MEASUREMENT

WPS 310 has been designed 100% and tested at EQUIPSON by our own R+D using the most advanced tools at the acoustic design field like the anechoic chamber placed at our acoustic department. The following diagrams show the obtained frequency and impedance response curves.

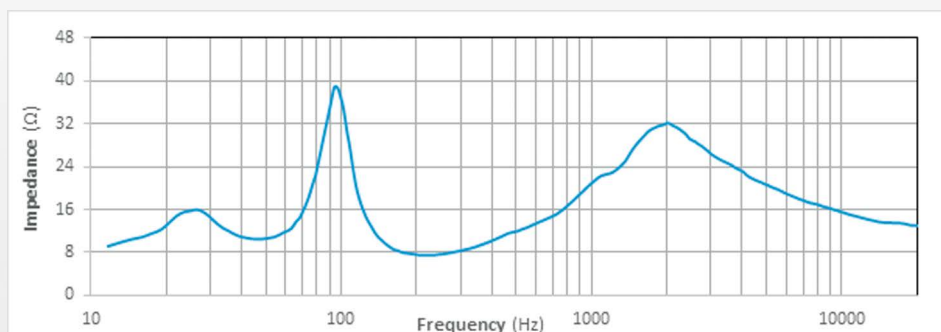
Frequency response (-10dB): 70 Hz - 19 kHz

The curve shows an enhanced in the middle frequencies (speech).

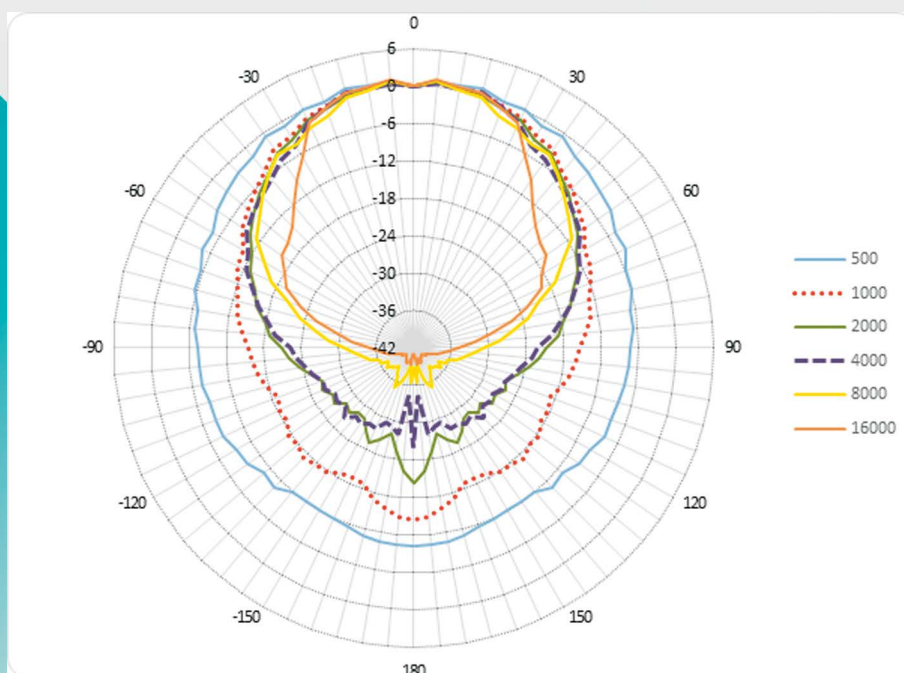


Impedance curve

Constant impedance in all the bandwidth.



Ominidirectional dispersion pattern



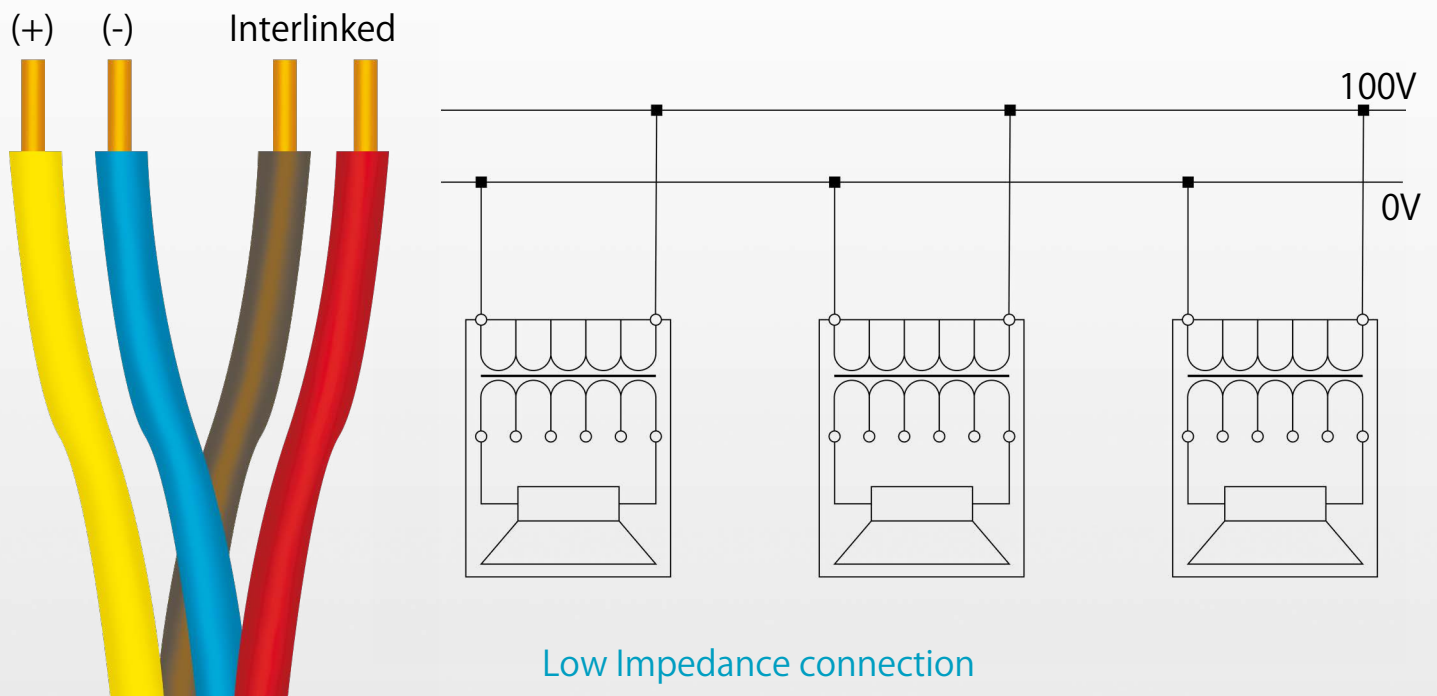
Operation modes

To enhance the installation possibilities, WPS 310 has two different operation modes according to the features of the installations and contractors requirements:

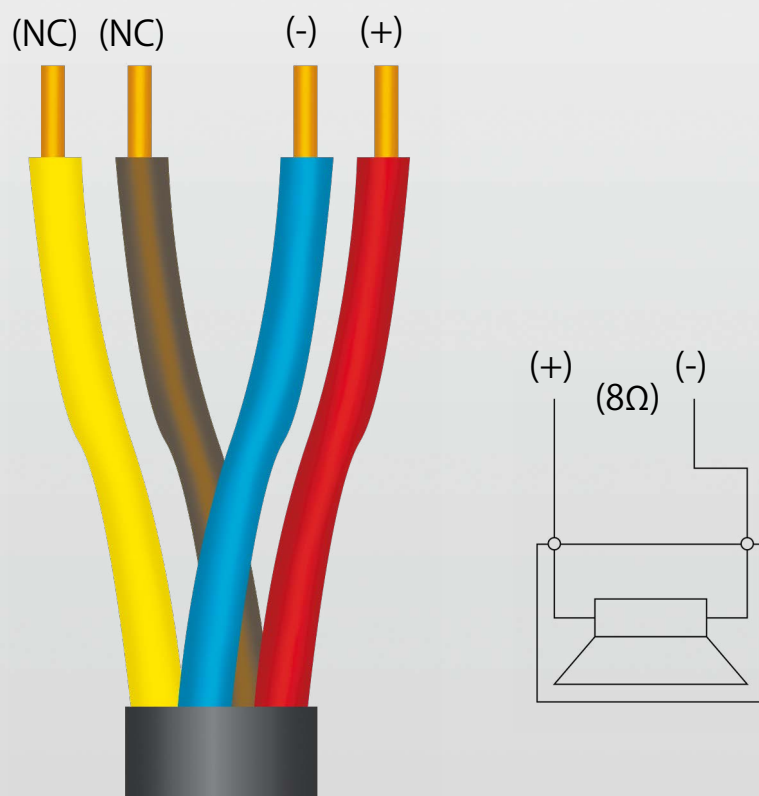
- 100 V LINE: Highly recommended configuration for large areas.
- Low Impedance: This configuration is perfectly suitable for this kind of applications where the intelligibility and quality of the sound is a must.

Both installation modes are selected interlinking the cable built-in conductors.

100 v LINE connection



Low Impedance connection



WPS 310 ACCESSORY

PBU 31 bracket is the available WPS 310 handle accessory. This handle are made of iron with all weather painting co-berture that preserve them from the environmental conditions. The models features fixation wing nut to regulate the loudspeaker angle of the dispersion, expanding the installation possibilities due to it can be placed it on walls.

